


Plasma cutting



ATPL series Plasma Cutting Machines

CNC PLASMA CUTTING MACHINE




The HACO ATPL is based on a long experience in the field of CNC Plasma Cutting Machines. A wide range of dimensions for the cutting table is possible. The table comes in standard execution with a user-friendly Hypertherm EDGE® Connect CNC Control. It can be completed with a range of conventional or high definition plasma sources. HACO's ATPL Plasma Cutting Machine is built according to the highest technical standards. Our ATPL is a space-saving and easy to relocate machine. The optimal price/quality ratio of the HACO ATPL translates itself into a profitable investment.

A WELL-ENGINEERED MACHINE



The ATPL features an over dimensioned table frame which is constituted of separate chambers. The chambers are opened and closed separately, electro-pneumatically controlled by the CNC control in relation to the gantry position, assuring an efficient fume extraction.



To ensure optimum accuracy and speed the gantry of the ATPL rests on over-sized 25mm linear guides and is driven on both sides by brushless AC Servo motors and helical rack-and-pinion systems (X-Axis of the machine). Two oversized linear guides are mounted on the gantry for accurate Y-movement of the cutting head. The Y-axis is controlled by a brushless AC Servo motor with helical rack-and-pinion system.



The integrated Z-axis controls the height of the cutting head by means of a Servo motor with balls screw drive system. A well-designed Magnetic torch break away anti-collision protection system stops the cutting movement instantaneously in case of collision between the cutting head and work piece. The cutting table is made of easily replaceable steel fins that can be cut on the machine itself.



INTUITIVE CONTROL SYSTEM

EDGE® connect is the new generation of Hypertherm's industry leading automated control systems. This new platform is built upon 50 years of experience and commitment to develop, build and sell products that improve your cutting operation. The EDGE® Connect line of CNC's significantly enhances overall system reliability.

- High-speed digital EtherCAT machine interface and communications with single wire connectivity. Solid state hard drive with no moving parts for increased data access speed and reliability.
- Integrated cut charts, automatic process parameters and communications to cutting tool and height control system for automated control of the cutting process.
- Wizards and diagnostic support tools that enable easy setup, use and rapid troubleshooting.
- Built-in cutting optimization tips for improving cutting machine performance and process outcomes at the touch button.

ATPL SERIES

STANDARD EXECUTION

- Space-saving, easy to relocate monobloc construction
- Easy installation
- Dual side AC servo Y motorization with direct planetary gear box, helical rack and pinion drive system
- Precision Linear Rail Guide Ways in X and Y axis
- High speed torch lifter with automatic arc voltage height control
- Fully enclosed hose and cable carriers
- Hypertherm EDGE® Connect CNC with 17" Touch Screen
- Integrated downdraft table with CNC programmable multi zone selection
- Integrated dross bins
- Magnetic Torch anti collision protection system
- Laser pointer for plate alignment
- CE safety specifications

OPTIONS

- Hypertherm EDGE® Connect TC CNC with 19" projected capacitive touch screen
- Portal extension
- Tube Rotator for round pipes diameter 30 - 140 mm
- Retractable drawer to collect parts and dross
- Available with Hypertherm Powermax, MAXPRO200, HPRXD and XPR series plasma sources True hole technology (only with HPRXD auto gas plasma source and XPR Series)
- Roller-Ball on torch lifter
- Pen marking
- Manual bevel cutting $\pm 45^\circ$
- Fume extraction filter

ADVANTAGES

ATPL series plasma cutting machines provide a wide range of capabilities, including conventional high-speed plasma cutting, high definition plasma cutting and plasma marking. The machine is equipped with the Hypertherm EDGE® Connect touch screen CNC with easy to use functions such as; Cupto wizard, cutting optimization tips, built in process databank allowing the operator to select the material type and thickness.

Type	Table width	Table length	Height under torch	Machine width	Machine length	Machine height	Table height	X axis stroke	Y axis stroke	Weight	Max. positioning speed (X-Y)	Total power consumption (without plasma systems)
ATPL	mm	mm	mm	mm	mm	mm	mm	mm	mm	kg	m/min	KW
20-10	1100	2100	150	1850	3420	1710	800	1050	2050	2050	30	4
30-15	1600	3100	150	2350	4420	1710	800	1550	3050	2550	30	4
40-20	2100	4100	150	2850	5420	1710	800	2050	4050	3150	30	4
60-15	1600	6100	150	2200	7420	1710	800	1550	6050	4750	30	4
60-20	2100	6100	150	2850	7420	1710	800	2050	6050	5150	30	4


HYPERTHERM PLASMA SYSTEMS

THE WORLD LEADER IN PLASMA CUTTING TECHNOLOGY

Hypertherm has captured a majority worldwide market share in plasma cutting through innovation and commitment to technology advancement. It is this commitment to technology development that separates Hypertherm from other brands. Hypertherm's innovation continually advances cutting technology and outperforms the competition in the key areas of cutting quality, productivity, operating cost and reliability.



POWERMAX105®



MAXPRO200®



HRP400XD®



XPR170®



XPR300®



	Mild Steel			Stainless Steel		Aluminium	
	Virtually dross free	Piercing	Edge start	Piercing	Edge start	Piercing	Edge Start
Powermax105		22 mm	50 mm	20 mm	20 mm	20 m	20 mm
Powarmax125		25 mm	57 mm	25 mm	25 mm	25 mm	25 mm
MAXPRO200	20 mm	32 mm	75 mm	25 mm	64 mm	32 mm	75 mm
HRP400XD	38 mm	50 mm	80 mm	45 mm	80 mm	45 mm	80 mm
XPR170		35 mm / 40 mm	60 mm	22 mm	38 mm	25 mm	38 mm
XPR300		45 mm / 50 mm	80 mm	38 mm	75 mm	38 mm	50 mm

HYPERTHERM XPR300

The most significant advance in mechanized plasma cutting technology redefines what plasma can do.

Industry leading cut quality-X-definition

The XPR advances HyDefinition® cut quality by blending new technology with refined processes for next generation, X-Definition™ cutting on mild steel, stainless steel and aluminum

- Consistent ISO range 2 results on thin mild steel and extended range 3 cut quality on thicker mild steel and stainless steel.
- Superior results on aluminium using Vented Water Injection™ (VWI)

Optimized productivity and reduced operating costs

- Significantly reduced operating costs compared to previous generation technology
- Increased cut speeds on thicker materials
- Dramatic improvement in consumable life on mild steel applications
- Thicker piercing capability compared to competitive plasma systems

Engineered system optimization and ease of use

- Ramp down error protection significantly increases realized consumable life
- Reduces the impact of catastrophic electrode blowouts which can damage the torch at high current level
- Automatic system monitoring and specific troubleshooting codes for improved maintenance and service prompts
- EasyConnect™ torch lead and one hand torch-to receptacle connection for fast and easy change-outs
- QuickLock™ electrode for easy consumable replacement
- WiFi in the power supply can connect to mobile devices and LAN for multiple system monitoring and service



GAS CONSOLES



Gas-connect console gass/fluids			
	CORE	VENTED WATER INJECTION (VWI)	OPTIMIX
O ₂ /N ₂ /Air	●	●	●
F5/Ar/H ₂ O		●	●
H ₂ -N ₂ -Ar mixing			●



Core™ Console

Unmatched mild steel cutting performance and superior angularity and edge finish on stainless steel up to 12 mm (1/2"). This is delivered through a new N₂ HDi™ process that prevents the mixing of air into the plasma gas, creating an improved, brighter edge finish.



Vented Water Injection™ (VWI) Console

All core console capabilities plus argon marking and a more than 10% increase in piercing thickness with argon-assist. Significantly enhanced stainless steel and aluminium capabilities are delivered with the addition of F₅ HDi processes and patent pending Vented Water Injection (VWI).



OptiMix™ Console

All the capabilities of the Core and VWI consoles plus discrete 3-gas mixing - Ar, H₂ and N₂ - for the world's most flexible, premium stainless steel and aluminium cutting capability.



CNC Press Brakes



CNC Punching Machines



Fiber Laser Cutting

HACO NV
Oekensestraat 120
8800 Roeselare
Belgium
T.: +32 (0)51 26 52 00
E-Mail: info@haco.com
www.haco.com